

ARTS, CREATIVE ARTS AND HUMANITIES OVERVIEW

WRITTEN BY HELEN KEMPSTER



Introduction

The arts, creative arts and humanities encompass a broad range of disciplines. Here we concentrate on fine art, design, performing arts, English, history, media studies and languages, as these are the subject areas with the largest number of graduates. As the subjects in this area are quite varied in their graduate outcomes, we will look at some overall trends before discussing each subject in more detail.

Gender

Females are over-represented in these subject areas, at 63.7% of respondents. Gender differences in subject choices begin at A-level, and to a lesser extent at GCSE. In 2015, art and design subjects, English, drama and French were all amongst the top ten subjects with the biggest gender gaps at A-level¹. This is possibly due to a number of complex sociological factors such as the stereotypes associated with different subjects and careers, as well as early socialisation. A 2011 Ofsted survey showed that girls hold conventionally stereotypical views about jobs for men and women from an early age². Interestingly, whilst there has been much focus recently on addressing the lack of females studying and working in science, technology, engineering and maths (STEM) subjects, there has been very little converse emphasis on addressing the gender imbalance in the arts and humanities.

Creative arts – fine art, design, performing arts, and media studies

Despite perceptions that the creative industries are difficult for graduates to get started in, the largest proportion of design, media studies and performing arts graduates are working in the UK as arts, design and media professionals. A quarter of fine art graduates also work in this field. This is a buoyant sector; the latest statistics available show that total employment in the creative industries increased by 5.5% between 2013 and 2014, to

1.8 million jobs³. However, since career entry into the creative industries is not clearly structured, many graduates can take time to establish themselves. It is also more common for workers to combine multiple roles into a 'portfolio career'⁴. This is reflected in the fact that all of these subjects' graduates, apart from languages, have a higher percentage of graduates working part-time in the UK compared to all graduates (12.9%).

Particularly in their early career, graduates typically take on a variety of roles in service industries to supplement their creative practice and maintain a viable income. These graduates are more likely to be working in retail, catering, waiting and bar staff, compared to 11.1% of all graduates.

Arts and humanities – English, history and languages

Whilst the creative arts subjects are linked to the creative industries, there are fewer clear vocational links between the arts and humanities and the labour market. The occupations of graduates from these subjects in some ways reflect more 'traditional' graduate roles, with business, HR and finance; marketing, PR and sales; and clerical, secretarial and numerical occupations all represented more strongly than across the cluster as a whole. Graduates from these subjects are not clustered in one particular sector; the highest proportion concentrated in one occupational area are the 17% of languages graduates working in marketing, PR and sales.

Fine art

Of fine art graduate respondents 74.8% are female, meaning that this subject has the largest gender gap of any in this subject cluster, closely followed by English (74.6%). The most common job for fine art graduates is artist (16.4%). Due to high prevalence of 'portfolio careers', as found in a recent (2014) survey of artists by the Paul Hamlyn Foundation⁵, 30.9% of fine art graduates are working part time, the highest rate in this subject cluster. Of the fine art graduates that go on to further study, 20.8% are studying for qualifications in education. Teaching, along with art therapy and working for community arts projects, offer more socially- and educationally-focused career options to fine art graduates.

Design

In common with previous years, design graduates have the highest rate of full-time employment in this cluster (59.1%), with 42.9% of graduates working in the UK as arts, design and media professionals. The most common job is graphic designer, with clothing designer, artist, interior designer, product designer and industrial designer all featuring in the top ten occupations. Conversely, design graduates were the least likely of those in this cluster to be in further study (3.8%). This could be linked to high employment rate of these graduates; or it could be that they do not feel the need to enter further study immediately after their first degree as they recognise the range of opportunities available to them in the labour market.

Performing arts

The subjects covered here are music, drama and dance. In common with other creative arts subjects, the largest proportion of performing arts graduates are employed as arts, design and media professionals (29.5%). In terms of specific occupations, performing arts graduates are spread across a very wide range of jobs, probably reflecting the variety of the three disciplines covered. Common jobs include acting and presenting; teaching and education; arts officer; photography; and dance and choreography. Again reflecting the prevalence of portfolio working in the creative arts, these graduates are relatively more likely to be working part-time, with just over a quarter (25.9%) doing so.

Opportunities for those studying performing arts are not limited to performance. For example, many students studying drama also develop skills in other areas of the profession such as set design, stage management, writing, prop making or theatre sound. However, for those who do want to perform, Drama UK research has shown that 86% of working actors have had professional training⁶, so degree study stands graduates in good stead.

English

The ten most common jobs for this group shows a wide range of occupations, encompassing marketing, writing, public relations, journalism and education. This is due to the fact that English students develop many transferable skills during their studies, which employers across a wide range of sectors value.

Research by the Higher Education Academy's English Subject Centre shows that the most-valued qualities are motivation and enthusiasm; interpersonal skills; team working; oral and written communication; flexibility and adaptability; initiative and productivity; problem solving; planning and organisation; and managing own development⁷.

Just over 20% of English graduates went on to further study, with a further 6.8% combining work and study. This is higher than the rate for all graduates. Of these, 31.8% were studying for a qualification in education. Although English is not currently a priority subject for teacher recruitment, it is a core subject in the National Curriculum and there is strong demand for professionals in this area. In addition, there is currently a teacher recruitment crisis in England, with teacher trainee recruitment targets failing to be met in the four years to 2016⁸. A National Audit Office report also found that vacancy rates in English had risen between 2011 and 2014⁹. These factors may be encouraging English graduates to consider teaching as a profession, as they are aware that there is a demand for their skills and subject knowledge.

History

As in previous years, history graduates are the most likely of those in this subject cluster to pursue further study, with 21.8% doing so (compared to 13.1% of all graduates). This further study may be academic in nature, or more vocational, with training in fields as diverse as law, accountancy, journalism, librarianship, teaching and IT. This shows that the study of history provides a firm basis for further career development.

There is similarly a great variety in the types of occupation pursued, with the ten most common jobs including marketing, human resources, and roles in education (particularly as a teaching assistant). In common with English, history graduates are able to draw on the transferable skills they have developed during their degree, such as communication; analytical skills; the use of IT; and working with others.

Media studies

Almost a quarter (23.2%) of media studies graduates work in the UK as art, design and media professionals, compared to 5.9% of all graduates, which suggests that many are finding work in sectors relevant to their

studies. A relatively high proportion (23.2%) of media studies graduates work part-time, which relates to the prevalence of portfolio careers in the media sector. Common roles are in the arts, photography, public relations and graphic design.

Looking at longer-term employment rates for these graduates, 2013 data from the Office for National Statistics showed that of all those with a undergraduate degree, media and information studies graduates had the second-highest employment rate of all subjects, second only to medicine¹⁰.

Languages

As might be expected, a relatively high proportion of languages graduates were working overseas (9.9% compared with 1.8% of all graduates). It is reasonable to assume that a large proportion of those are using their language skills in some capacity. In a European survey of employers' perception of graduate employability, 67% stated that foreign language skills were important when recruiting for their companies¹¹.

These graduates also had the highest upper limit to the salary range of the subjects within this cluster, at £25,100. Employers may well be prepared to pay a premium to employ these graduates, as fluency in a language is not something that organisation can quickly and easily train new recruits up in themselves. Language skills are valuable to employers across all sectors, with the most common jobs spanning marketing; business and sales; writing and translating; human resources; and teaching and education.

However, HESA data shows that, between 2007/08 and 2013/14, languages was the largest subject area to see a fall in student numbers. These declined by 16%, including 25% and 34% decreases in French and German respectively¹². People in the UK are also amongst the least likely in Europe to be able to speak any foreign language¹³. Therefore those UK graduates who do have foreign language skills are likely to be in great demand.

Conclusion

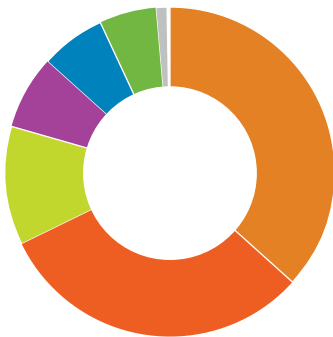
Arts, creative arts and humanities subjects provide a foundation for students to go on to a broad range of occupations. In general, those studying creative arts subjects are more likely to find work related to their degree studies,

whilst the transferable skills gained from arts and humanities allow graduates to enter a wide range of sectors.

See references & resources on page 52

FINE ARTS GRADUATES FROM 2015

SURVEY RESPONSE: 75.7% | FEMALE: 1,895 | MALE: 635 | TOTAL RESPONSES: 2,535 | ALL GRADUATES: 3,345



OUTCOMES SIX MONTHS AFTER GRADUATION

Working full time in the UK	36.9%
Working part time in the UK	30.9%
In further study, training and research	11.7%
Other	7.2%
Unemployed, including those due to start work	6.5%
Working and studying	5.5%
Working overseas	1.3%

TYPE OF COURSE FOR THOSE IN FURTHER STUDY

Masters (e.g. MA, MSc) 62.3%
 Postgraduate qualification in education 20.8%
 Other study, training or research 9.3%
 Other postgraduate diplomas 5.3%
 Doctorate (e.g. PhD, DPhil, MPhil) 1.4%
 Professional qualification 1.0%
 Total number of graduates in further study 295

EXAMPLES OF COURSES STUDIED

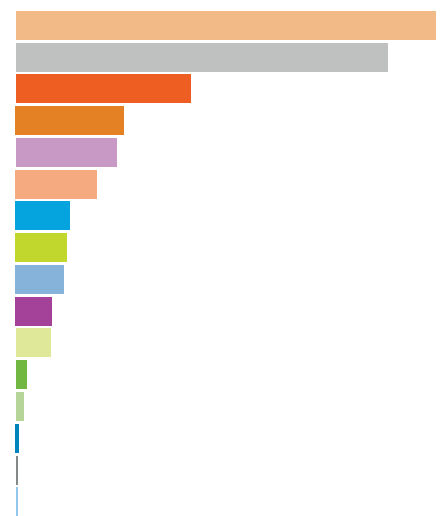
MA Art and Design
 MA Filmmaking
 PGCE Secondary Art
 NVTQ Catering
 City and Guilds Award Education and Training

TYPE OF WORK FOR THOSE IN EMPLOYMENT

Graduates who were in employment either full time, part time or working and studying in the UK

FEMALE: 1,400 | MALE: 455 | TOTAL IN EMPLOYMENT IN THE UK: 1,855

Retail, catering, waiting and bar staff	27.9%
Arts, design and media professionals	24.7%
Other occupations	11.6%
Childcare, health and education occupations	7.2%
Clerical, secretarial and numerical clerks	6.7%
Marketing, PR and sales professionals	5.4%
Managers	3.6%
Education professionals	3.4%
Other professionals, associate professionals and technicians	3.2%
Business, HR and finance professionals	2.4%
Legal, social and welfare professionals	2.3%
Information technology professionals	0.7%
Health professionals	0.5%
Engineering and building professionals	0.2%
Science professionals	0.1%
Unknown occupations	0.1%

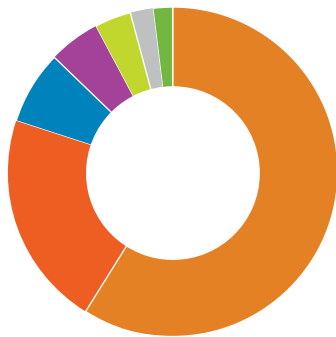


EXAMPLES OF 2015 FINE ARTS GRADUATE JOB TITLES AND EMPLOYERS (SIX MONTHS AFTER GRADUATION)

<ul style="list-style-type: none"> Restaurant manager - catering supplier Department manager - fashion retailer Company owner - film production company Assistant manager - museum Support worker for adults - mental health charity Account administrator - marketing agency Finance officer - nursery Brand specialist - fashion retailer 	<ul style="list-style-type: none"> Marketing administrator - lettings agency Video project manager - university Fine art sales consultant - gallery Art studio assistant - artist Designer - toy and game manufacturer Creative arts officer - dance company Junior graphic designer - marketing agency Curatorial assistant - art gallery Professional athlete 	<ul style="list-style-type: none"> Child support assistant - a primary school Cover supervisor - secondary school Nursery school teaching assistant - nursery Art assistant - middle school Administration assistant - architects' firm Account administrator - advertising agency Forensic case work administrator - forensic services company
---	--	--

DESIGN GRADUATES FROM 2015

SURVEY RESPONSE: 78.7% | FEMALE: 6,615 | MALE: 3,165 | TOTAL RESPONSES: 9,780 | ALL GRADUATES: 12,435



OUTCOMES SIX MONTHS AFTER GRADUATION

Working full time in the UK	59.1%
Working part time in the UK	21.0%
Unemployed, including those due to start work	7.2%
Other	4.9%
In further study, training and research	3.8%
Working overseas	2.2%
Working and studying	1.7%

TYPE OF COURSE FOR THOSE IN FURTHER STUDY

Masters (e.g. MA, MSc) 64.2%
 Postgraduate qualification in education 16.9%
 Other study, training or research 10.2%
 Other postgraduate diplomas 6.0%
 Doctorate (e.g. PhD, DPhil, MPhil) 2.0%
 Professional qualification 0.7%
 Total number of graduates in further study 370

EXAMPLES OF COURSES STUDIED

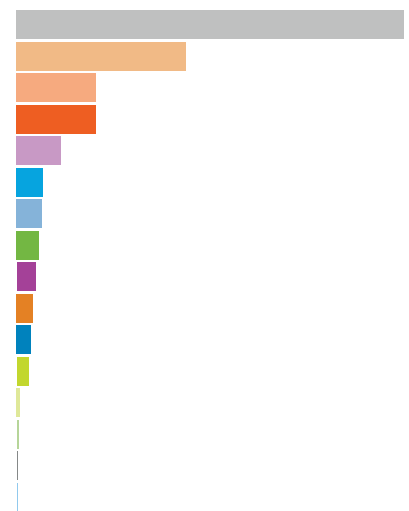
MA Music Production
 MA Surface Pattern and Textiles
 MA Games Design
 PGCE Lifelong Learning Sector
 CIPD Human Resources (Level 3)

TYPE OF WORK FOR THOSE IN EMPLOYMENT

Graduates who were in employment either full time, part time or working and studying in the UK

FEMALE: 5,440 | MALE: 2,565 | TOTAL IN EMPLOYMENT IN THE UK: 8,005

Arts, design and media professionals	42.9%
Retail, catering, waiting and bar staff	18.8%
Marketing, PR and sales professionals	8.8%
Other occupations	8.8%
Clerical, secretarial and numerical clerk occupations	4.9%
Managers	2.9%
Other professionals, associate professionals and technicians	2.8%
Information technology professionals	2.5%
Business, HR and finance professionals	2.1%
Childcare, health and education occupations	1.8%
Engineering and building professionals	1.6%
Education professionals	1.3%
Legal, social and welfare professionals	0.4%
Health professionals	0.2%
Science professionals	0.1%
Unknown occupations	0.1%

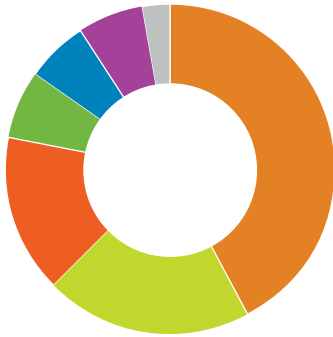


EXAMPLES OF 2015 DESIGN GRADUATE JOB TITLES AND EMPLOYERS (SIX MONTHS AFTER GRADUATION)

<ul style="list-style-type: none"> Director - creative design studio Duty manager - stationer Dental technician - dental laboratory Sewing tutor - adult day care centre Community support worker - social enterprise Research and design engineer - piping manufacturer Front end web developer - digital agency Coding specialist - market research company 	<ul style="list-style-type: none"> Recruitment consultant - recruitment agency Mortgage advisor - Barclays Digital marketing associate - web agency Corporate sales executive - food retailer Fashion buyer - Marks & Spencer Art director - advertising agency 	<ul style="list-style-type: none"> Copywriter - children's clothes retailer UX designer trainee - BBC Product designer - product design consultancy Self-employed musician 3D artist - computer games company Trainee costume assistant - television broadcaster Florist - florist shop
---	---	--

ENGLISH GRADUATES FROM 2015

SURVEY RESPONSE: 77.9% | FEMALE: 6,420 | MALE: 2,180 | TOTAL RESPONSES: 8,600 | ALL GRADUATES: 11,035



OUTCOMES SIX MONTHS AFTER GRADUATION

Working full time in the UK	42.4%
In further study, training and research	20.3%
Working part time in the UK	15.3%
Working and studying	6.8%
Unemployed, including those due to start work	6.2%
Other	6.2%
Working overseas	2.7%

TYPE OF COURSE FOR THOSE IN FURTHER STUDY

Masters (e.g. MA, MSc) 51.0%
 Postgraduate qualification in education 31.8%
 Other postgraduate diplomas 5.8%
 Other study, training or research 5.1%
 Doctorate (e.g. PhD, DPhil, MPhil) 3.6%
 Professional qualification 2.7%
 Total number of graduates in further study 1,750

EXAMPLES OF COURSES STUDIED

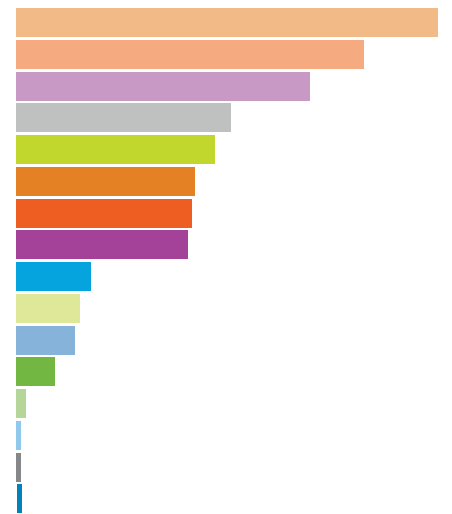
MA Publishing
 MA Film, Screen Media and Television
 MA Newspaper Journalism
 MPhil English Literature
 MSc Contemporary Identities
 PGCE English
 PGCE Primary Teaching
 Art Foundation
 Graduate Diploma in Law

TYPE OF WORK FOR THOSE IN EMPLOYMENT

Graduates who were in employment either full time, part time or working and studying in the UK

FEMALE: 4,215 | MALE: 1,320 | TOTAL IN EMPLOYMENT IN THE UK: 5,540

Retail, catering, waiting and bar staff	18.7%
Marketing, PR and sales professionals	15.4%
Clerical, secretarial and numerical clerks	13.0%
Arts, design and media professionals	9.5%
Education professionals	8.8%
Childcare, health and education occupations	7.9%
Other occupations	7.8%
Business, HR and finance professionals	7.6%
Managers	3.3%
Legal, social and welfare professionals	2.8%
Other professionals, associate professionals and technicians	2.6%
Information technology (IT) professionals	1.7%
Health professionals	0.4%
Unknown occupations	0.2%
Science professionals	0.2%
Engineering and building professionals	0.2%

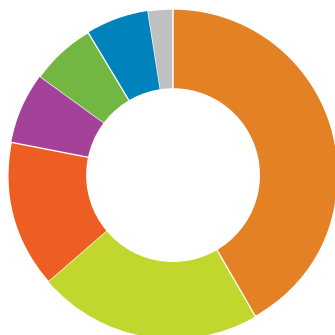


EXAMPLES OF 2015 ENGLISH GRADUATE JOB TITLES AND EMPLOYERS (SIX MONTHS AFTER GRADUATION)

Councillor - local government	Assistant proposal writer - engineering company	Commissioning editor - media group
Trainee pharmacist - Boots	Web officer - pub	Arts management trainee - theatre
Early years educator - pre-school	Informatics analyst - NHS	Chief reporter - local newspaper
English teacher - secondary school	Research co-ordinator - hospital trust	Music management assistant - artist management company
Regional litigation manager - Civil Service	Investment banker - Morgan Stanley	Research assistant in linguistics
Legal team member - asset management firm	Marketing and advertising assistant - publisher	Drama assistant
Charity worker - children's charity	Events and hospitality manager - museum	
Support worker - mental health charity		

HISTORY GRADUATES FROM 2015

SURVEY RESPONSE: 79.3% | FEMALE: 4,200 | MALE: 3,855 | TOTAL RESPONSES: 8,055 | ALL GRADUATES: 10,155



OUTCOMES SIX MONTHS AFTER GRADUATION

Working full time in the UK	41.8%
In further study, training or research	21.8%
Working part time in the UK	14.5%
Other	7.0%
Working and studying	6.4%
Unemployed, including those due to start work	6.0%
Working overseas	2.4%

TYPE OF COURSE FOR THOSE IN FURTHER STUDY

Masters (e.g. MA, MSc) 59.2%
 Postgraduate qualification in education 18.1%
 Other postgraduate diplomas 9.6%
 Other study, training or research 6.1%
 Doctorate (e.g. PhD, DPhil, MPhil) 4.0%
 Professional qualification 3.0%
 Total number of graduates in further study 1,755

EXAMPLES OF COURSES STUDIED

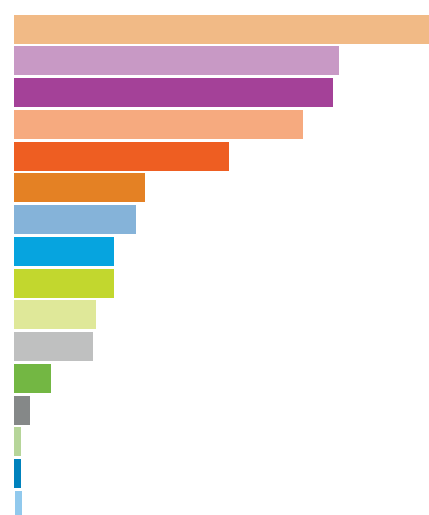
MA Modern History	Graduate Dipoma in Law
MA Fashion Journalism	PCGE Secondary
MA History of Art	TEFL (Teaching English as a Foreign Language)
MSc International Development	Award Leadership and Management (Level 7)
MSc Commercial Building Surveying	ACA (Chartered accountancy)
MPhil History	

TYPE OF WORK FOR THOSE IN EMPLOYMENT

Graduates who were in employment either full time, part time or working and studying in the UK

FEMALE: 2,700 | MALE: 2,335 | TOTAL IN EMPLOYMENT IN THE UK: 5,040

Retail, catering, waiting and bar staff	18.7%
Clerical, secretarial and numerical clerk occupations	14.4%
Business, HR and finance professionals	14.1%
Marketing, PR and sales professionals	12.8%
Other occupations	9.5%
Childcare, health and education occupations	5.8%
Other professionals, associate professionals and technicians	5.4%
Managers	4.4%
Education professionals	4.4%
Legal, social and welfare professionals	3.6%
Arts, design and media professionals	3.5%
Information technology (IT) professionals	1.6%
Science professionals	0.7%
Health professionals	0.3%
Engineering and building professionals	0.3%
Unknown occupations	0.3%

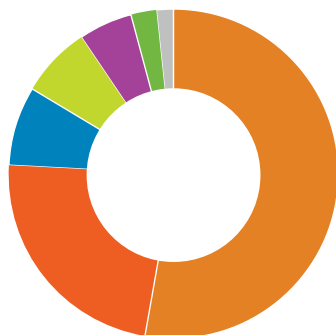


EXAMPLES OF 2015 HISTORY GRADUATE JOB TITLES AND EMPLOYERS (SIX MONTHS AFTER GRADUATION)

<ul style="list-style-type: none"> ■ Duty manager - supermarket Night manager - hotel Retail manager - coffee shop Officer cadet - British Army ■ Rehabilitation support worker - charity ■ IT support - pet retailer ■ Executive search consultant - executive search agency Accountant - Deloitte 	<ul style="list-style-type: none"> ■ Marketing professional - online retailer Estate agent - estate agency PR executive - public relations consultancy Call centre fundraiser - fundraising company ■ Gallery assistant - museum Sampler (musician) - record label Actor - theatre 	<ul style="list-style-type: none"> ■ Tennis coach - fitness club Personal trainer - gym ■ Healthcare assistant - NHS Cover supervisor - secondary school Teaching assistant - special school Education assistant - charity ■ Government caseworker - political party Partnerships executive - charity Accounts clerk - an infrastructure services company
--	---	---

MEDIA STUDIES GRADUATES FROM 2015

SURVEY RESPONSE: 75.5% | FEMALE: 2,010 | MALE: 1,940 | TOTAL RESPONSES: 3,945 | ALL GRADUATES: 5,225



OUTCOMES SIX MONTHS AFTER GRADUATION

Working full time in the UK	52.8%
Working part time in the UK	23.2%
Unemployed, including those due to start work	7.8%
In further study, training or research	6.9%
Other	5.3%
Working and studying	2.5%
Working overseas	1.4%

TYPE OF COURSE FOR THOSE IN FURTHER STUDY

Masters (e.g. MA, MSc) 74.4%
 Postgraduate qualification in education 14.3%
 Other study, training or research 5.3%
 Other postgraduate diplomas 3.1%
 Doctorate (e.g. PhD, DPhil, MPhil) 2.4%
 Professional qualification 0.6%
 Total number of graduates in further study 270

EXAMPLES OF COURSES STUDIED

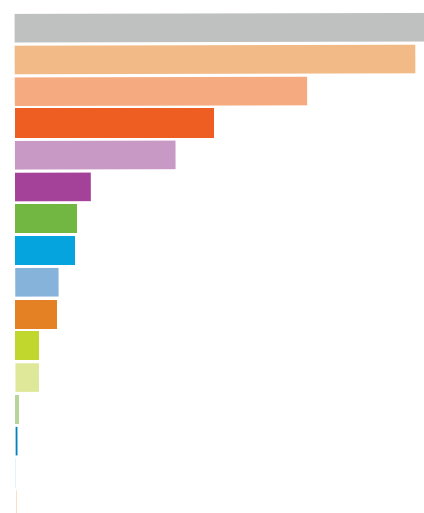
MA PR and Communications MA Film Production
 MA Publishing PGCert Academic Practice

TYPE OF WORK FOR THOSE IN EMPLOYMENT

Graduates who were in employment either full time, part time or working and studying in the UK

FEMALE: 1,600 | MALE: 1,500 | TOTAL IN EMPLOYMENT IN THE UK: 3,100

Arts, design and media professionals	23.2%
Retail, catering, waiting and bar staff	22.2%
Marketing, PR and sales professionals	16.2%
Other occupations	11.0%
Clerical, secretarial and numerical clerks	8.9%
Business, HR and finance professionals	4.2%
Information technology (IT) professionals	3.4%
Managers	3.3%
Other professionals, associate professionals and technicians	2.4%
Childcare, health and education occupations	2.3%
Education professionals	1.3%
Legal, social and welfare professionals	1.3%
Engineering and building professionals	0.2%
Unknown occupations	0.1%
Health professionals	0.0%
Science professionals	0.0%

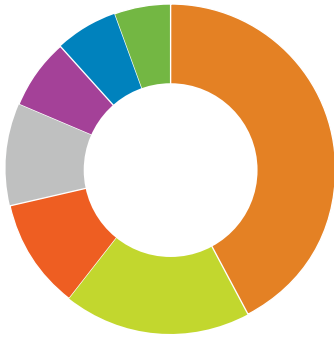


EXAMPLES OF 2015 MEDIA STUDIES GRADUATE JOB TITLES AND EMPLOYERS (SIX MONTHS AFTER GRADUATION)

<ul style="list-style-type: none"> Post-16 Manager - secondary school English language teacher - language school Probate officer - Ministry of Justice Creative content manager - marketing agency Software tester - software company Junior front end developer - advertising agency 	<ul style="list-style-type: none"> Recruitment consultant - employment agency Mortgage advisor - Royal Bank of Scotland Insurance underwriter - insurance company Account manager - PR company Marketing assistant - golf club Social media, digital and PR assistant - university Copywriter - marketing agency 	<ul style="list-style-type: none"> Broadcast vision engineer - outside broadcast company Bookings casting assistant - television production company Blogger - self-employed Video journalist - television show Trainee assistant director - BBC
---	---	--

LANGUAGES GRADUATES FROM 2015

SURVEY RESPONSE: 78.7% | FEMALE: 4,885 | MALE: 2,245 | TOTAL RESPONSES: 7,135 | ALL GRADUATES: 9,065



OUTCOMES SIX MONTHS AFTER GRADUATION

Working full time in the UK	42.5%
In further study, training or research	18.2%
Working part time in the UK	10.8%
Working overseas	9.9%
Other	7.0%
Unemployed, including those due to start work	6.2%
Working and studying	5.4%

TYPE OF COURSE FOR THOSE IN FURTHER STUDY

Masters (e.g. MA, MSc) 49.1%
 Postgraduate qualification in education 23.3%
 Other postgraduate diplomas 10.0%
 Other study, training or research 7.3%
 Doctorate (e.g. PhD, DPhil, MPhil) 5.4%
 Professional qualification 4.9%
 Total number of graduates in further study 1,300

EXAMPLES OF COURSES STUDIED

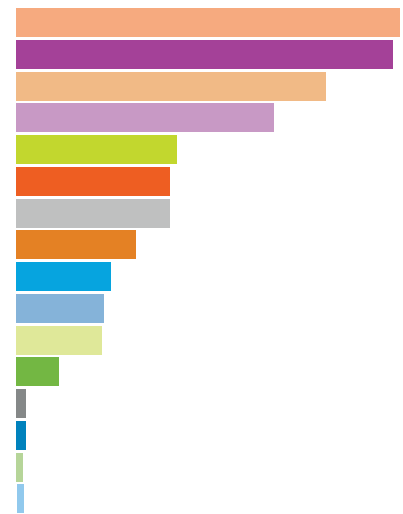
MA British Sign Language to English Interpretation
 MA Shakespeare
 MA International Communication and Culture
 MSc International Security
 HND Civil Engineering
 PGCE Secondary Modern Foreign Languages
 TEFL (Teaching English as a Foreign Language)
 Supporting Teaching and Learning in School (Level 3)
 AS Maths

TYPE OF WORK FOR THOSE IN EMPLOYMENT

Graduates who were in employment either full time, part time or working and studying in the UK

FEMALE: 2,910 | MALE: 1,225 | TOTAL IN EMPLOYMENT IN THE UK: 4,135

Marketing, PR and sales professionals	17.0%
Business, HR and finance professionals	16.7%
Retail, catering, waiting and bar staff	13.7%
Clerical, secretarial and numerical clerks	11.4%
Education professionals	7.1%
Other occupations	6.8%
Arts, design and media professionals	6.8%
Childcare, health and education occupations	5.3%
Managers	4.2%
Other professionals, associate professionals and technicians	3.9%
Legal, social and welfare professionals	3.8%
Information technology (IT) professionals	1.9%
Science professionals	0.4%
Engineering and building professionals	0.4%
Health professionals	0.3%
Unknown occupations	0.3%

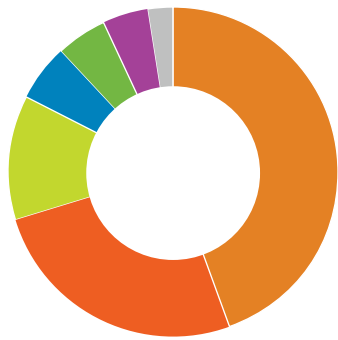


EXAMPLES OF 2015 LANGUAGES GRADUATE JOB TITLES AND EMPLOYERS (SIX MONTHS AFTER GRADUATION)

<ul style="list-style-type: none"> Manager - charity Healthcare project manager - NHS HR manager - language services agency Area manager - Aldi Army officer - Army 	<ul style="list-style-type: none"> Field operations associate - Google HR officer - local authority Publishing assistant - publisher Translator - translation agency Journalist - financial news agency Operational support officer - police force International travel consultant - travel agency German media analyst - market agency 	<ul style="list-style-type: none"> Healthcare assistant - care home Learning mentor - special school Language assistant - secondary school Barista - coffee shop Waitress - restaurant Bar staff - restaurant Security officer - security firm
--	---	---

PERFORMING ARTS GRADUATES FROM 2015

SURVEY RESPONSE: 77.2% | FEMALE: 4,820 | MALE: 3,495 | TOTAL RESPONSES: 8,320 | ALL GRADUATES: 10,780



OUTCOMES SIX MONTHS AFTER GRADUATION

■ Working full time in the UK	44.5%
■ Working part time in the UK	25.9%
■ In further study, training or research.....	12.1%
■ Unemployed, including those due to start work.....	5.6%
■ Working and studying.....	5.0%
■ Other.....	4.4%
■ Working overseas	2.4%

TYPE OF COURSE FOR THOSE IN FURTHER STUDY

- Masters (e.g. MA, MSc) 46.7%
- Postgraduate qualification in education 32.2%
- Other study, training or research 10.5%
- Other postgraduate diplomas 7.7%
- Doctorate (e.g. PhD, DPhil, MPhil) 2.2%
- Professional qualification 0.6%
- Total number of graduates in further study 1,010

EXAMPLES OF COURSES STUDIED

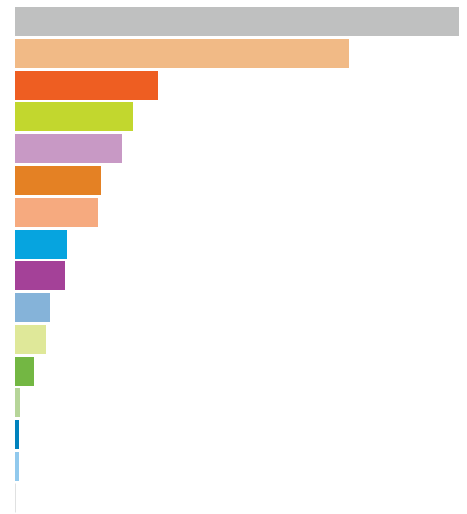
- MA Music Practice
- MMus Instrumental Performance
- MA Arts Health
- PGCE Education and Training
- MA Theatre Directing
- PGCE Performing Arts
- MA Arts and Politics
- Sports Massage Therapy
- MA Scriptwriting
- Theatre Making
- MSc Digital and Visual Effects
- Screen Acting
- MSc Real Estate

TYPE OF WORK FOR THOSE IN EMPLOYMENT

Graduates who were in employment either full time, part time or working and studying in the UK

FEMALE: 3,640 | MALE: 2,630 | TOTAL IN EMPLOYMENT IN THE UK: 6,270

Arts, design and media professionals	29.5%
Retail, catering, waiting and bar staff	22.2%
Other occupations.....	9.5%
Education professionals	7.8%
Clerical, secretarial and numerical clerk occupations.....	7.1%
Childcare, health and education occupations.....	5.7%
Marketing, PR and sales professionals.....	5.5%
Managers	3.4%
Business, HR and finance professionals	3.3%
Other professionals, associate professionals and technicians.....	2.3%
Legal, social and welfare professionals	2.0%
Information technology professionals.....	1.2%
Health professionals	0.3%
Engineering and building professionals.....	0.2%
Unknown occupations.....	0.2%
Science professionals.....	0.0%



EXAMPLES OF 2015 PERFORMING ARTS GRADUATE JOB TITLES AND EMPLOYERS (SIX MONTHS AFTER GRADUATION)

- | | | |
|---|--|---|
| <ul style="list-style-type: none"> ■ Manager - pub ■ Therapy assistant - NHS ■ Dance teacher - dance school Music lecturer - university Maths and English tutor - learning centre ■ Support worker - local authority Care worker - social services Development worker - charity ■ Assistant engineer - scientific research laboratory | <ul style="list-style-type: none"> ■ Software developer - web design company IT consultant - training provider Web technician - translation company ■ Associate accountant - Grant Thornton HR advisor - charity ■ Artistic director - theatre company Dance assistant - dance theatre Graphic designer - signmaker Choral scholar - cathedral | <ul style="list-style-type: none"> ■ Assistant care provider - NHS Teaching assistant - school Bar staff - pub ■ Make-up artist - cosmetics company Lighting technician - theatre Lifeguard - leisure company Tour guide - tourist attraction Carpenter - theatre |
|---|--|---|